



Main

Range of product	OsiSense XS
Series name	Application
Sensor type	Inductive proximity sensor
Device application	-
Sensor name	XS4
Sensor design	Cylindrical M18
Size	41 mm
Body type	Fixed
Detector flush mounting acceptance	Non flush mountable
Material	Plastic
Type of output signal	Analogue
Wiring technique	2-wire
[Sn] nominal sensing distance	0.31 in (8 mm)
Discrete output function	1 NC
Output circuit type	DC
Analogue output range	4...20 mA
Electrical connection	Cable
Cable length	6.56 ft (2 m)
[Us] rated supply voltage	12...24 V DC
IP degree of protection	IP67 conforming to IEC 60529

Complementary

Thread type	M18 x 1
Detection face	Frontal
Front material	PPS
Enclosure material	PBT
Operating zone	0.03...0.31 in (0.8...8 mm)
Repeat accuracy	<= 3% of Sr
Linearity error	+/- 2 mA
Cable composition	3 x 0.34 mm ²
Wire insulation material	PvR
Supply voltage limits	10...38 V DC
Switching frequency	<= 500 Hz
Current consumption	4 mA (no-load)
Output current drift	<= 10 %
Marking	CE
Threaded length	1.02 in (26 mm)
Height	0.71 in (18 mm)
Length	1.61 in (41 mm)
Product weight	0.18 lb(US) (0.08 kg)

Environment

product certifications	CSA UL
ambient air temperature for operation	-13...158 °F (-25...70 °C)

The information provided in this documentation contains general descriptions and/or technical characteristics of the products contained herein. This documentation is not intended as a substitute for and is not to be used for determining suitability or reliability of these products for specific user applications. It is the duty of any such user or integrator to perform the appropriate and complete risk analysis, evaluation and testing of the products with respect to the relevant specific application or use thereof. Neither Schneider Electric Industries SAS nor any of its affiliates or subsidiaries shall be responsible or liable for misuse of the information contained herein.

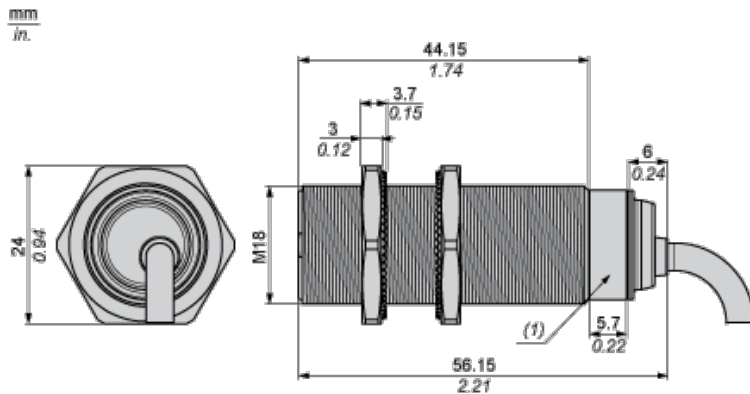
Offer Sustainability

Green Premium product	Green Premium product
Compliant - since 0811 - Schneider Electric declaration of conformity	Compliant - since 0811 - Schneider Electric declaration of conformity
Reference not containing SVHC above the threshold	Reference not containing SVHC above the threshold
Available	Available
Available	Available
WARNING: This product can expose you to chemicals including:	WARNING: This product can expose you to chemicals including:
Diisononyl phthalate (DINP), which is known to the State of California to cause cancer, and	Diisononyl phthalate (DINP), which is known to the State of California to cause cancer, and
Di-isodecyl phthalate (DIDP), which is known to the State of California to cause birth defects or other reproductive harm.	Di-isodecyl phthalate (DIDP), which is known to the State of California to cause birth defects or other reproductive harm.
For more information go to www.p65warnings.ca.gov	For more information go to www.p65warnings.ca.gov

Contractual warranty

Warranty period	18 months
-----------------	-----------

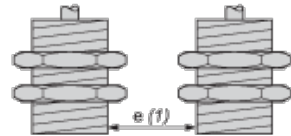
Dimensions



(1) LED

Minimum Mounting Distances

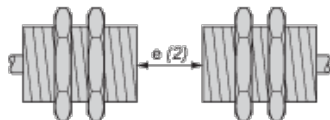
Side by side



e (1) 32 mm/1.26 in.

≧

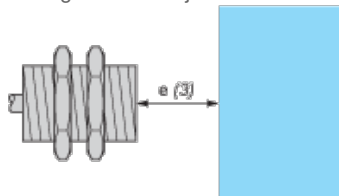
Face to face



e (2) 96 mm/3.78 in.

≧

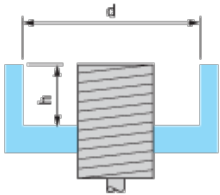
Facing a metal object



e (3) 24 mm/0.94 in.

≥

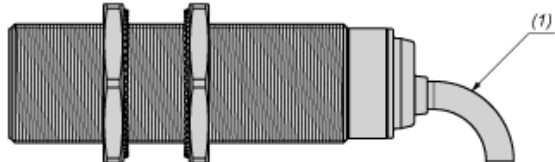
Mounted in a metal support



d ≥ 56 mm/2.20 in.

h ≥ 16 mm/0.63 in.

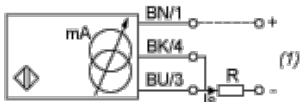
Mounting



(1) Bending cable: 4 x external cable diameter

Wiring Schemes

2-Wire connection



(1) Output current

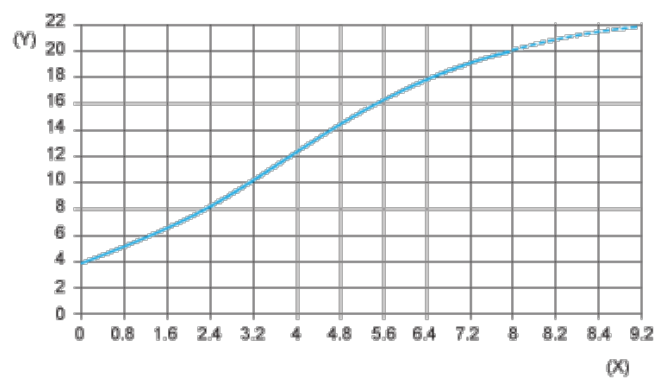
BN : Brown

BK : Black

BU : Blue

	Output current	Load impedance value
12 V	4...20 mA	$R \leq 8.2 \Omega$
24 V	4...20 mA	$R \leq 470 \Omega$

Output Curves



(Y) Is (mA)

(X) Sensors - object distance (mm)